



Product Name: ADVANTIX FOR DOGS 4-10KG
APVMA Approval No: 58261/131808

| | |
|-------------|--------------------------|
| Label Name: | ADVANTIX FOR DOGS 4-10KG |
|-------------|--------------------------|

| | |
|------------------|---|
| Signal Headings: | CAUTION KEEP OUT OF REACH OF CHILDREN FOR ANIMAL TREATMENT ONLY READ SAFETY DIRECTIONS |
|------------------|---|

| | |
|-------------------------|---|
| Constituent Statements: | 500 g/L PERMETHRIN (cis:trans, 40:60) 100 g/L IMIDACLOPRID Solvent: 484 g/L N-METHYLPYRROLIDONE |
|-------------------------|---|

| | |
|---------|---|
| Claims: | <p>Once a month topical flea and tick treatment</p> <ul style="list-style-type: none">• Apply fortnightly for paralysis ticks• Kills and repels sandflies, mosquitoes and ticks• Stops fleas feeding in 3-5 minutes• Water resistant formulation <p>For:</p> <ul style="list-style-type: none">• the control of ticks including the paralysis tick <i>Ixodes holocyclus</i>, brown dog tick <i>Rhipicephalus sanguineus</i>, and bush tick <i>Haemaphysalis longicornis</i>. ADVANTIX both repels and kills ticks;• the treatment and prevention of fleas <i>Ctenocephalides</i> spp. Reduces the incidence of Flea Allergy Dermatitis. Larval flea stages are killed in the surroundings of ADVANTIX treated dogs;• the control of lice <i>Trichodectes canis</i>. <i>Linognathus setosus</i> for up to 6 weeks;• the repelling and killing of mosquitoes (<i>Anopheles</i>, <i>Culex</i>, <i>Aedes</i> sp) and biting midges/sandflies (<i>Phlebotomus</i>, <i>Culicoides</i> sp);• the repelling of stable (biting) flies (<i>Stomoxys calcitrans</i>) in dogs. <p>One application lasts for a month, 2 weeks for paralysis tick.</p> |
|---------|---|

| | |
|---------------|--|
| Net Contents: | 1 x 1 mL 2 x 1 mL 3 x 1 mL 6 x 1 mL pipettes |
|---------------|--|

| | |
|---------------------|--|
| Directions for Use: | |
|---------------------|--|

| | |
|-------------|--|
| Restraints: | |
|-------------|--|

| | |
|--------------------|--|
| Contraindications: | |
|--------------------|--|

| | |
|--------------|--|
| Precautions: | <p>DO NOT apply to cats or animals other than dogs. Due to their unique physiology and inability to metabolise certain compounds, the product must not be used on cats. If applied to a cat, or ingested by a cat, this product may have serious harmful effects. If this occurs consult your veterinary surgeon immediately.</p> <p>Consult your veterinary surgeon before use on sick and debilitated dogs.</p> <p>Take care to ensure the product does not contact the eyes or mouth of recipient dogs.</p> <p>On rare occasions reactions on dogs may include skin sensitivity resulting in symptoms such as scratching, agitation or lethargy. These signs are normally transient. If you are concerned please contact Elanco for further information.</p> <p>ADVANTIX has no strong chemical smell. The liquid vehicle in ADVANTIX may discolour certain surfaces and fabrics e.g., polished floorboards, leather. Exclude the animal from contact with such surfaces until the product dries on the animal's coat.</p> <p>There are reports of toxic effect in cats which groom or contact dogs treated 48 hours earlier.</p> <p>Toxic effect include behaviour changes, drooling, tremors and death.</p> <p>Seek veterinary advice immediately if you suspect toxicity in a cat.</p> |
|--------------|--|

| | |
|---------------|--|
| Side Effects: | |
|---------------|--|

| | |
|----------------------------|--|
| Dosage and Administration: | <p>One tube treats dogs 4 to 10 kg bodyweight Apply every 2 weeks for control of paralysis ticks (<i>Ixodes holocyclus</i>). Apply monthly for control of all other ticks and/or fleas. For external application only Keep cats separated from recently treated dogs</p> <ol style="list-style-type: none">1. Remove required tube(s) from the package2. Hold tube upright and pull off the cap3. Reverse the cap and push back on tube4. Twist cap to break seal, then remove cap from tube5. Site of Application: Dogs under 25 kg: 1 TUBE. Apply between the shoulder blades6. The animal should be standing for easy application. Remove any collar prior to application and replace when product is dry. Part the hair until the skin is visible. Place the tip of the tube on the skin and squeeze the tube firmly twice to apply the solution directly on the skin. Avoid pet's eyes or mouth.7. Record treatment date and repeat monthly or fortnightly as directed above. ADVANTIX remains efficacious following soap free shampoo treatment, swimming or exposure to |
|----------------------------|--|

rain. If washing animal during use of this product use a soap free shampoo 14 days after treatment.

During tick season daily searching for and removal of any ticks found is recommended.

General Directions:

This section contains file attachment.

Withholding Periods:

Trade Advice:

Safety Directions:

Will damage the eyes. Avoid contact with the eyes. If product in eyes, wash it out immediately with water. Wash hands after use.

First Aid Instructions:

If poisoning occurs, contact a doctor or Poisons Information Centre. Phone Australia 131126. If swallowed, do NOT induce vomiting. Give a glass of water. If in eyes wash out immediately with water.

First Aid Warnings:

Additional User Safety:

Environmental Statements:

Disposal:

Dispose of container by wrapping and putting in garbage.

Storage:

Store below 30 °C (room temperature)
All pipettes should be used within 18 months of opening the foil pouch.

Common Leaflet

CAUTION

KEEP OUT OF REACH OF CHILDREN

READ SAFETY DIRECTIONS

FOR ANIMAL TREATMENT ONLY

Advantix for dogs

100 g/L IMIDACLOPRID

500 g/L PERMETHRIN (cis:trans, 40:60)

Solvent: 484 g/L N-METHYLPYRROLIDONE

For:

- the control of ticks including the paralysis tick *Ixodes holocyclus*, brown dog tick *Rhipicephalus sanguineus*, and bush tick *Haemaphysalis longicornis*. ADVANTIX both repels and kills ticks;
- the treatment and prevention of fleas *Ctenocephalides* spp. Reduces the incidence of Flea Allergy Dermatitis. Larval flea stages are killed in the surroundings of ADVANTIX treated dogs;
- for the control of lice *Trichodectes canis*. *Linognathus setosus* for up to 6 weeks;
- the repelling and killing of mosquitoes (*Anopheles*, *Culex*, *Aedes* sp) and biting midges/sandflies (*Phlebotomus*, *Culicoides* sp);
- the repelling of stable (biting) flies (*Stomoxys calcitrans*)

in dogs.

One application lasts for a month, (2 weeks for paralysis tick).

DIRECTIONS FOR USE

For external application only.



Keep cats separated from recently treated dogs

There are reports of toxic effect in cats which groom or contact dogs treated 48 hours earlier

Toxic effect include behaviour changes, drooling, tremors and death

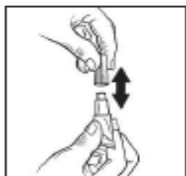
Seek veterinary advice immediately if you suspect toxicity in a cat

Apply every 2 weeks for control of paralysis ticks (*Ixodes holocyclus*). Apply monthly for control of all other ticks and/or fleas.

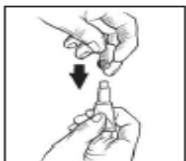
DOSAGE

| For animals of this type | | Use 1 TUBE of the colour |
|--------------------------|------------|--------------------------|
| Small dogs & puppies | Up to 4 kg | green |
| Dogs | 4–10 kg | turquoise |
| Dogs | 10–25 kg | pink |
| Dogs | 25–50 kg | blue |

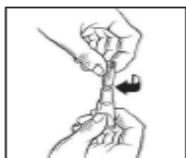
For very large dogs over 50 kg, apply 2 tubes of ADVANTIX for Dogs Over 25 kg (blue) by dividing the dose between the shoulder blades, on the midline of the back between the hips, and at one point in between.



1. Remove required tube(s) from the package
2. Hold tube upright and pull off the cap





3. Reverse the cap and push cap back on tube



4. Twist cap to break seal, then remove cap from tube

5.Site of Application

| Dogs under 25 kg | Dogs 25-50 kg |
|---|---|
| 1 TUBE Apply between the shoulder blades | 1 TUBE Apply by dividing the dose between the shoulder blades, on the midline of the back between the hips, and at one point in between. |
|  |  |

6.The animal should be standing for easy application. Remove any collar prior to application and replace when product is dry. Part the hair until the skin is visible. Place the tip of the tube on the skin and squeeze the tube firmly **twice to apply the solution directly on the skin.** Avoid pet's eyes or mouth.

7. Record treatment date and repeat monthly or fortnightly as directed above. ADVANTIX remains efficacious following soap free shampoo treatment, swimming or exposure to rain. If washing animal during use of this product use a soap free shampoo 14 days after treatment.

GENERAL INSTRUCTIONS

TICK CONTROL

- ADVANTIX must be applied at 2 week intervals for control of paralysis ticks (*Ixodes holocyclus*).
- Application at one month intervals will control brown dog ticks and bush ticks (*Rhipicephalus* sp., *Haemaphysalis* sp.)
- Ticks are repelled and/or killed
- Ideally use Advantix 1 month prior to first expected exposure to ticks

- Attached ticks will be killed but remain attached and visible
- The Paralysis Tick (*Ixodes holocyclus*) is a potentially deadly parasite and difficult to control
- While Advantix controls paralysis ticks for 2 weeks, the risk of tick paralysis cannot be entirely eliminated. **Therefore daily searching for and removal of any ticks found is recommended.**

FLEA CONTROL AND PREVENTION

ADVANTIX has been shown to kill adult and larval fleas within 20 minutes of contact by absorption via the flea intersegmental membranes. Stops fleas from feeding in 3-5 minutes. Fleas are not required to bite the animal to receive a lethal dose.

The successive feeding activity of fleas on pets may elicit a hypersensitivity skin disorder known as flea allergy dermatitis (FAD). Treatment of pets with ADVANTIX rapidly kills fleas and reduces the incidence of this condition.

ADVANTIX may be used as the only product for flea control as it breaks the life cycle and kills fleas emerging from the environment to reinfest the dog. More rapid resolution of heavy environmental infestations may be obtained by additional environmental control measures using a suitable registered product. It is recommended that all dogs in the same environment should be protected by ADVANTIX for Dogs and all cats with ADVANTAGE or ADVOCATE for Cats.

Do not use ADVANTIX on cats.

MOSQUITOES and MIDGES/SANDFLIES

One treatment of ADVANTIX provides repellent and killing activity against mosquitoes and biting midges/sandflies for four weeks thus reducing irritation and the risk of disease transmission.

STABLE (BITING) FLIES

One treatment of ADVANTIX provides repellent activity against stable (biting) flies for four weeks which helps reduce the irritation and skin lesions caused by these pests.

PUPPIES

Puppies may be treated with ADVANTIX from 7 weeks of age. If puppies younger than 7 weeks require flea control they may be safely treated with ADVANTAGE for Dogs.

PREGNANCY AND LACTATION

ADVANTIX is safe for use on pregnant and lactating bitches.

PRECAUTIONS

DO NOT apply to cats or animals other than dogs. Due to their unique physiology and inability to metabolise certain compounds, the product must not be used on cats. If applied to a cat, or ingested by a cat, this product may have serious harmful effects. If this occurs consult your veterinary surgeon immediately.

Consult your veterinary surgeon before use on sick and debilitated dogs.

Take care to ensure the product does not contact the eyes or mouth of recipient dogs.

On rare occasions reactions on dogs may include skin sensitivity resulting in symptoms such as scratching, agitation or lethargy. These signs are normally transient. If you are concerned please contact Elanco for further information.

ADVANTIX has no strong chemical smell. The liquid vehicle in ADVANTIX may discolour certain surfaces and fabrics e.g., polished floorboards, leather. Exclude the animal from contact with such surfaces until the product dries on the animal's coat.

NOT TO BE USED FOR ANY PURPOSE, OR IN ANY MANNER, CONTRARY TO THIS LABEL UNLESS AUTHORISED UNDER APPROPRIATE LEGISLATION.

SAFETY DIRECTIONS:

Will damage the eyes. Avoid contact with the eyes. If product in eyes, wash it out immediately with water. Wash hands after use.

FIRST AID:

If poisoning occurs, contact a doctor or Poisons Information Centre. Phone Australia 131126. If swallowed, do NOT induce vomiting. Give a glass of water. If in eyes wash out immediately with water.

DISPOSAL:

Dispose of container by wrapping and putting in garbage.

STORAGE:

Store below 30 °C (room temperature)

All pipettes should be used within 18 months of opening the foil pouch.

PRESENTATION:

| ADVANTIX for | Tube colour | Contents | APVMA Approval No. |
|-----------------------------------|--------------------|-----------------|---------------------------|
| Puppies and Small Dogs up to 4 kg | green | 0.4 mL | 58259/131806 |
| Dogs 4-10 kg | turquoise | 1.0 mL | 58261/131808 |
| Dogs 10-25 kg | pink | 2.5 mL | 582601/131811 |
| Dogs over 25 kg | blue | 4.0 mL | 58262/131812 |