

Read Label Before Use  
Keep Out of Reach of Children


Elanco™

# Bayvarol™ Strips

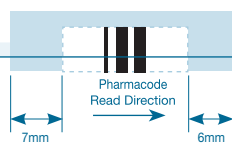
For the diagnosis  
and control of Varroa mites  
in beehives

## 800 Strips

Contains 0.54 g/kg flumethrin in the form  
of an impregnated polymer strip.  
(Each strip contains 3.6mg flumethrin)



For Honey Bees



Parasiticide for the diagnosis and therapy of flumethrin sensitive Varroa on bees.

### Directions for use

By law, the label directions must be followed. Do not open the strips until immediately prior to use. Once opened the strips should be used and discarded within 6 - 8 weeks.

Bayvarol Strips are suspended into the spaces between the combs in the central brood rearing area (i.e. **not** in the honey supers) in such a way that they can be occupied by bees on both sides. Bend both tabs outwards in the same direction at the marked fold lines and hook over the top edge of the wooden frame. (See Figure 1)

For large colonies occupying several brood chambers two strips can be joined together end to end which enables their insertion into and removal from the bee spaces without having to separate the brood chambers. (See Figure 2)




Figure 1

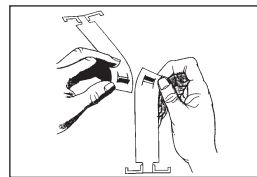


Figure 2

### Dosage

Normally developed colonies receive four (4) strips per brood chamber. Nuclei and young colonies and newly collected swarms use two (2) strips per chamber (half dose). Large colonies occupying several brood chambers use four strips per chamber, which are distributed over the central bee spaces in each brood chamber. Avoid the strips coming into contact with honey to be harvested for human consumption.

### When to use

Best efficacy is to be expected when Bayvarol Strips is used in the late summer after the honey harvest. The strips should not be used during peak honey flow periods. However, Bayvarol Strips can be used at any time of year for diagnosis or in severe infestations where there is a threat to the survival of the colony. If emergency treatment for an infestation is necessary while honey supers are present comb honey should not be sold. It is important the strips are not re-used.

### 1. Diagnosis:

Bayvarol Strips are inserted into the colony for 24 hours. Before inserting the strips cover the floor tray with a clean sheet of paper. This is then checked for the presence of dead Varroa mites 24 hours later.

### 2. Treatment:

Bayvarol Strips should be left in the colonies for six to eight weeks and then removed.

### Resistance Management

Intensive use of Bayvarol Strips could result in the development of resistant strains of mites. To minimise this risk use Bayvarol Strips strictly in accordance with the label directions. It is a requirement to alternate the use of Bayvarol Strips with products from other chemical groups. Flumethrin belongs to the synthetic pyrethroid group of chemicals.

### Storage

Store below 25°C in a cool dry place away from food.

### Disposal

Dispose of used strips safely by wrapping in paper and placing them in domestic refuse.

Elanco New Zealand  
106 Wiri Station Road, Manukau, Auckland 2104.  
Customer Info Line: 0800 446 121

Approved under the Animal Products  
(Ancillary and Transitional Provisions) Act 1999  
Registered pursuant to the ACVM Act 1997,  
No. P5683  
See [www.foodsafety.govt.nz](http://www.foodsafety.govt.nz) for registration  
conditions.

### READ LABEL BEFORE USE

#### Precautions

Wash hands after handling the strips, before meals and after work.

#### Environmental Protection

May cause long lasting harmful effects to aquatic organisms.  
Avoid contamination of any water supply with product.

Bayvarol is sold by Elanco or its affiliates and is not a product of Bayer. The Product Name Bayvarol is owned by Bayer and used under license. © 2022 Elanco or its affiliates



2) Batch:  
3) Expiry:

90206445

### PRODUCT INFO

|                    |           |               |                 |
|--------------------|-----------|---------------|-----------------|
| BLUE #:            | 501621APB | Product Name: | Bayvarol Strips |
| Item Code:         | 90206445  | Component:    | Label           |
| Product Code:      | LBAH      | Pack Size:    | 200x4Strips     |
| Previous Item Code | 81334064  |               |                 |

### ARTWORK INFO

|                |   |                               |                 |
|----------------|---|-------------------------------|-----------------|
| Template:      | LA_240x150mm_v1                         | Packaging Spec(s):            | TPM_016693      |
| Barcodes/Type: | EAN 13: 9415807806334<br>Pharmacode: 10 | Add. Info:                    | N/A             |
| GTIN:          | Not required                            | Proof #                       | P2b             |
|                |   | By/Date                       | EAS 15-FEB-2022 |
|                |   | Minimum Core Data Point Size: | 8pt             |

ELANCO ARTWORK LEGEND v16



| LEGEND KEY     |                             | Template: LA_240x150mm_v1 |
|----------------|-----------------------------|---------------------------|
|                | Text Free Area              |                           |
|                | Print Free Area             |                           |
|                | Variable Data and Code area |                           |
| 50 mm Rule Bar |                             |                           |

Drawing no: 5581A  
Unwind roll: 7

20mm min.  
Note: A minimum of 20mm is required for Print Free VD area. This can be extended as required.

- Item code placement is flexible and can be moved to suit artwork
- Ensure VD Headers remain RIGHT aligned and that the longest Header Text starts 2mm from the edge
- For 2 VD Headers - Use Lines (2 & 3)
- For 1 VD Header - Use Line (3)
- Adjust VD Print Free area to the required number of headers as indicated by the dotted lines.