


Elanco

One in-clinic dose of Zorbium™
provides 4 days of continuous
post-op pain control

for *at-home comfort.*



Zorbium™ 

(buprenorphine transdermal solution)

Indication: Zorbium is indicated for the control of postoperative pain associated with surgical procedures in cats.

Important Safety Information: Before using ZORBIUM (buprenorphine transdermal solution), read the entire package insert including the Boxed Human Warning. ZORBIUM contains buprenorphine, an opioid that exposes humans to risks of misuse, abuse, and addiction, which can lead to overdose and death. Please see accompanying label for complete safety information.

Effective pain relief extends from clinic to home

For optimal recovery from surgery, continuous pain management is required until pain is resolved¹

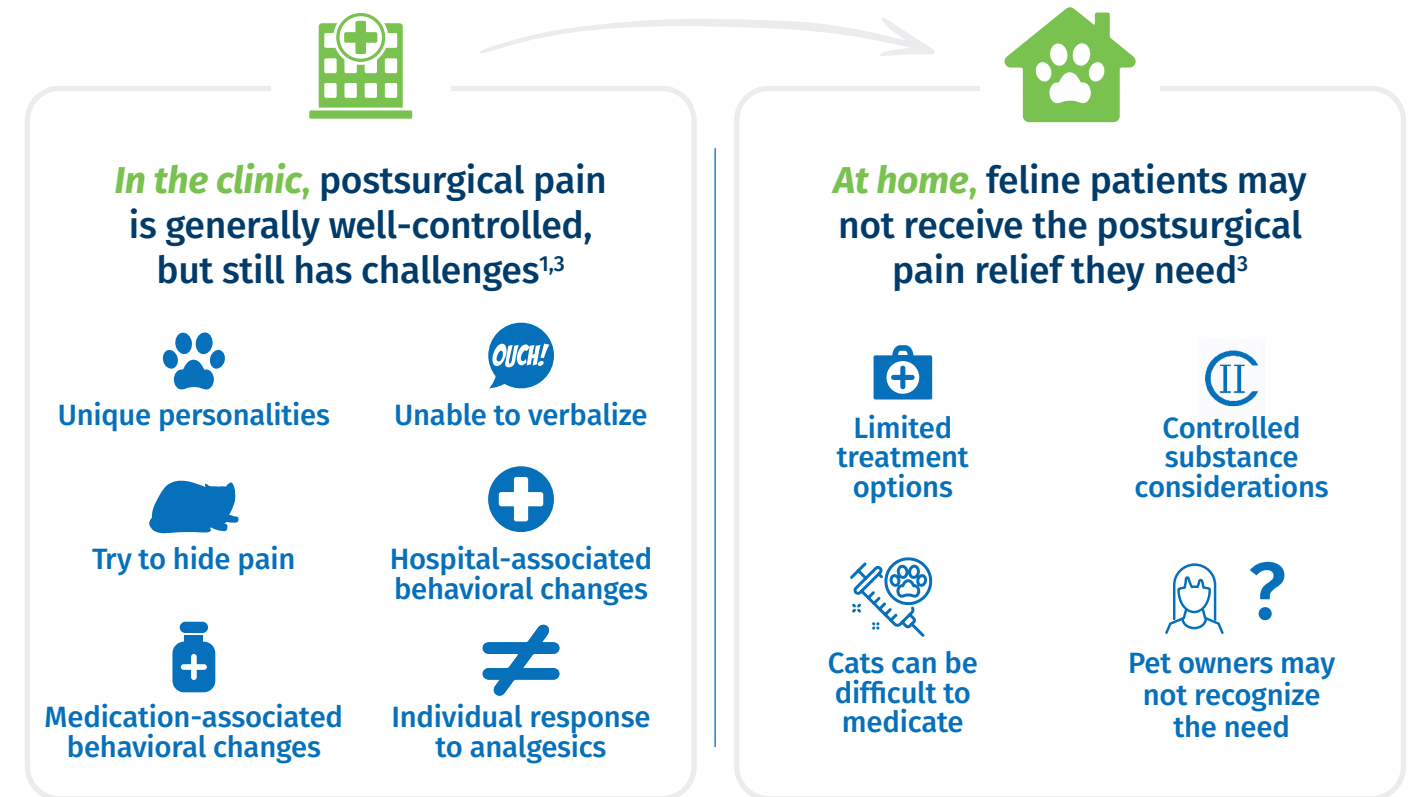


Analgesics are recommended for a minimum of 72 hours following surgery.²

The typical duration of the inflammatory phase of wound healing

Important Safety Information (cont.): Use of buprenorphine may lead to physical dependence. The risk of abuse by humans should be considered when storing, administering, and disposing of ZORBIUM. Serious, life-threatening, or fatal respiratory depression may occur with accidental exposure to or with misuse or abuse of ZORBIUM.

However, effective pain management is not a simple task



Unmanaged surgical pain can be associated with^{1,2,4}:

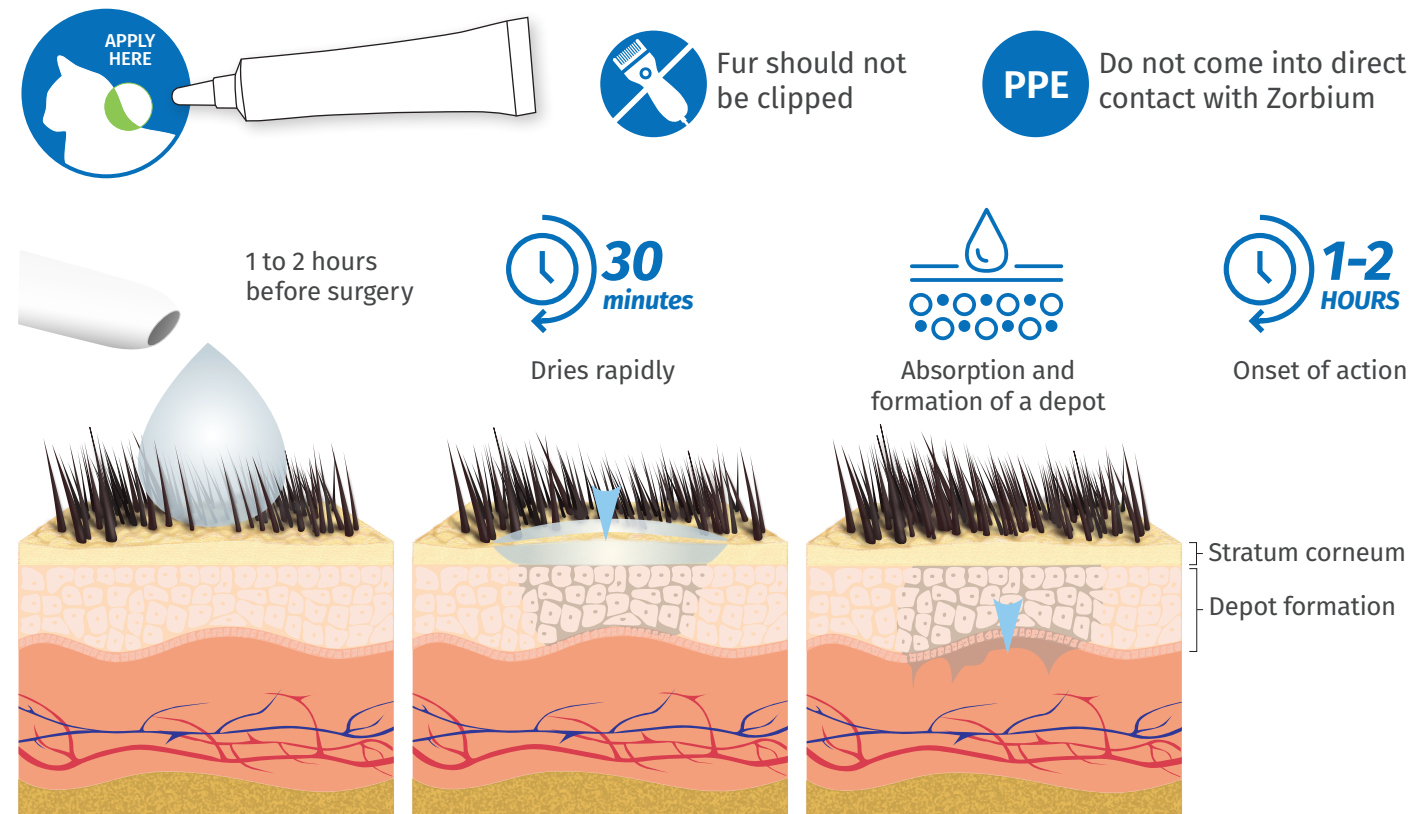
- Unintended pain and suffering
- Delayed healing and return to function
- The development of chronic, maladaptive pain



A long-acting opioid administered in-clinic can provide reliable pain relief to your feline patients.

ZORBIUM should only be administered by veterinarians or veterinarian technicians who are trained in the handling of potent opioids. Accidental exposure to even one tube of ZORBIUM, especially in children, can result in a fatal overdose. Please see accompanying label for complete safety information.



Innovative, long-acting technology and convenient dosing



User safety study confirmed no risk to adults or children with direct exposure to dry application site (30 minutes)⁵

Wear impermeable latex or nitrile gloves, protective glasses and a laboratory coat when applying Zorbium

Dosing Information

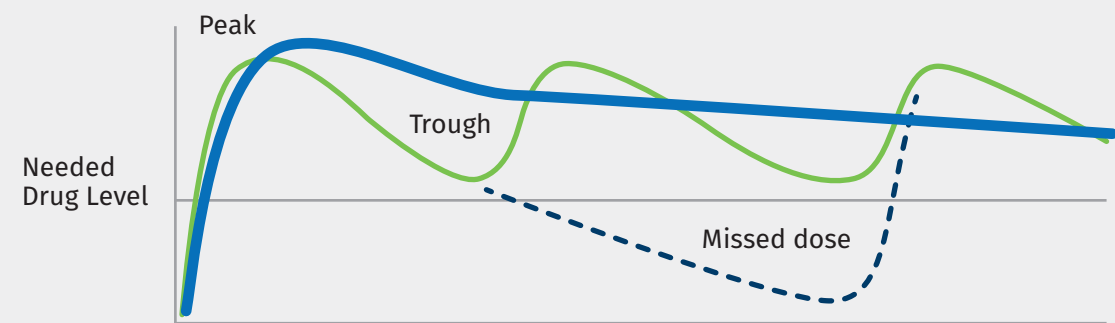
	Single-use, unit dose applicator tubes	Body weight (lbs)	Dose of buprenorphine	Volume of Zorbium
	For smaller cats	2.6 to 6.6	8 mg	0.4 mL
	For larger cats	>6.6 to 16.5	20 mg	1 mL

Important Safety Information (cont.): ZORBIUM is for topical application in cats only. Do not come into direct contact with ZORBIUM. Wear impermeable latex or nitrile gloves, protective glasses and a laboratory coat when applying ZORBIUM. Following application to the cat, allow a minimum drying time of 30 minutes before direct contact with the application site.

Provide 4 days of continuous post-op pain control from a single, in-clinic dose

Zorbium is designed for in-clinic efficiency...

- Delivers 4 days of reliable pain relief from a single, topical dose
 - Gradually releases buprenorphine into systemic circulation, avoiding the peaks and valleys in plasma blood concentrations and potential for missed doses associated with repeat dosing protocols
 - Removes the need to administer repeat injections or dispense buprenorphine during the critical first few days after surgery



...and it extends your care to home

- Administered in clinic, Zorbium keeps you in control of opioid analgesia
 - No need to dispense buprenorphine
 - Limits risk of opioid misuse by pet owners
 - Reduces challenges of administering pain medications at home
 - Provides reassurance that your patients have pain relief on board

Zorbium provides reassurance to veterinarians and pet owners during the critical first 4 days following surgery.

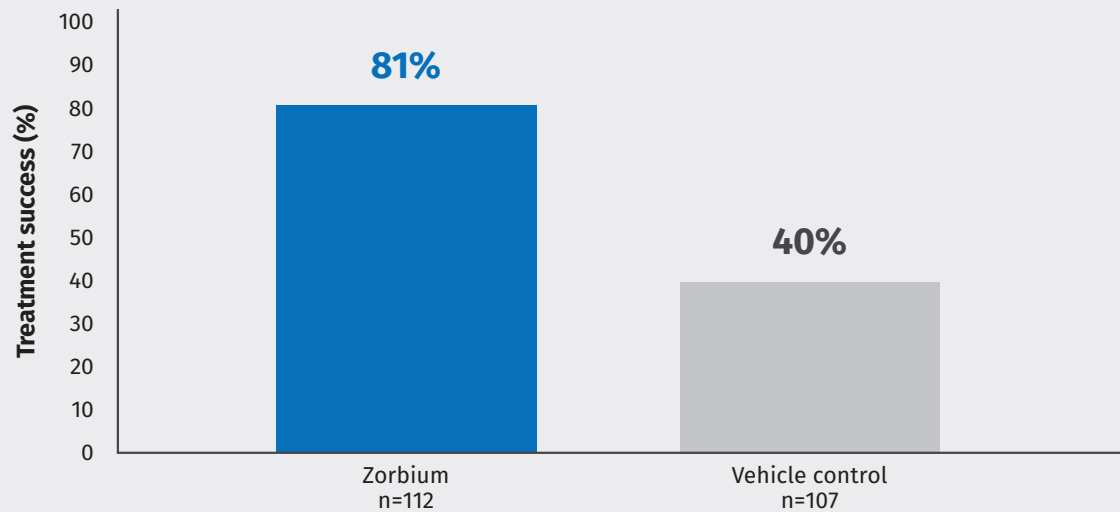


Do not administer to cats with a known hypersensitivity to buprenorphine hydrochloride, any inactive ingredients of ZORBIUM, or known intolerance to opioids. Please see accompanying label for complete safety information.

Proven effective and safe in client-owned cats undergoing surgery



Significantly greater treatment success with Zorbium throughout 4 days



Statistically significant difference in treatment success rates between groups (P=.0003)
Treatment success defined as: adequate pain control (no rescue treatment) and no treatment-related adverse event causing removal from study

Prospective, double-blinded, vehicle-controlled, multicenter field study


Enrolled cats at least 4 months old, 2.6-16.5 lbs

Surgical reproductive sterilizations (castration/ ovariectomy) in conjunction with forelimb onychectomy

Preemptive analgesia given to all cats for intra-operative analgesia:

- Single intramuscular, low-dose injection of alpha-2 agonist 30 minutes prior to anesthetic induction
- Short-acting local anesthetic metacarpal 4-point ring block on the forelimbs after induction

1 to 2 hours before surgery: Zorbium 20 mg/mL or vehicle control



Important Safety Information (cont.): Do not apply ZORBIUM if the application site at the dorsal cervical area has diseased or injured skin, or to anatomic areas other than the dorsal cervical area because absorption characteristics may be different.







Overall: Adverse events in Zorbium and placebo groups occurred at a similar frequency

No significant difference in adverse events between Zorbium-treated and control cats during anesthesia

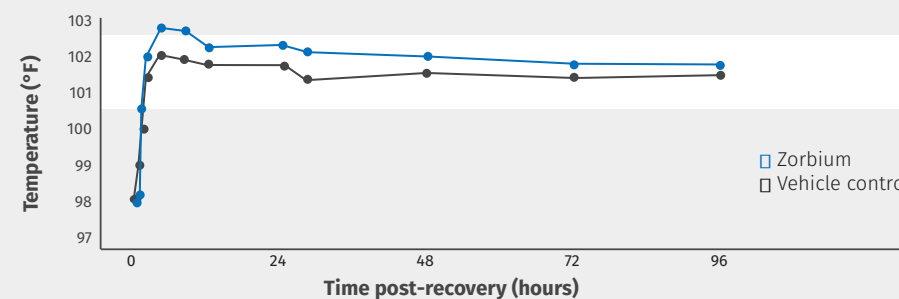
Most common adverse events after anesthesia

Hypothermia	Hyperthermia	Sedation	Tachypnea
-------------	--------------	----------	-----------

 Hypothermia occurred immediately post-op in the majority of cats in both groups	 Tachypnea occurred at a higher rate in cats receiving placebo vs Zorbium, possibly related to uncontrolled pain	 No sedation observed with Zorbium beyond 1 hr after anesthetic recovery	 No dysphoria observed with Zorbium beyond 3 hrs after anesthetic recovery
---	---	---	---

Typical of opioids in cats, the average body temperature was higher with Zorbium.^a

Most mean body temperatures were within the normal range.



^a3 Zorbium and 2 vehicle control-treated cats were considered treatment failures due to hyperthermia.

Hyperthermia:

- Only adverse event that occurred at a significantly greater rate in Zorbium vs control cats
- Opioids alter thermoregulation by resetting thermoregulatory set point in hypothalamus⁶

Zorbium did not affect:

 Urination/Defecation	 Appetite/Body weight	 Quality of anesthetic recovery
--	--	--

Body temperature should be monitored postoperatively. Most common adverse reactions during anesthesia were hypothermia, hypotension, and hypertension, and after anesthetic recovery were hypothermia, hyperthermia, and sedation. Please see accompanying label for complete safety information.



Zorbium, the only FDA-approved long-acting transdermal buprenorphine for cats

- Indicated for the control of postoperative pain associated with surgical procedures in cats
- Pre-dosed tubes for smaller and larger cats simplifies record-keeping and disposal of controlled substances

Delivers 4 days of reliable pain relief from a single, in-clinic dose

- Rapidly dries after topical application, forming a depot within the skin that releases buprenorphine continuously into systemic circulation
- Avoids the peaks and valleys in plasma drug concentrations and potential for missed doses associated with repeat dosing protocols

Providing reassurance to veterinarians and pet owners

- Administered once in clinic, Zorbium removes the need to administer repeat injections or dispense buprenorphine during the critical first few days after surgery
- Reduces the challenges of administering pain medications at home and helps limit the risk of opioid misuse by pet owners

Important Safety Information (cont.): The safe use of ZORBIUM has not been evaluated in debilitated cats, those with renal, hepatic, cardiac or respiratory disease, pregnant lactating, breeding, in cats younger than four months old or <2.6 lbs or >16.5 lbs. Please see accompanying label for complete safety information.

References: **1.** Epstein M, Rodan I, Griffenhagen G, et al. 2015 AAHA/AAFP pain management guidelines for dogs and cats. *J Am Anim Hosp Assoc.* 2015;51(2):67-84. doi:10.5326/JAAHA-MS-7331; **2.** Lascelles BDX, Kirkby Shaw K. An extended release local anaesthetic: potential for future use in veterinary surgical patients? *Vet Med Sci.* 2016;2(4):229-238. doi:10.1002/vms3.43; **3.** Steagall PV, Monteiro BP. Acute pain in cats: recent advances in clinical assessment. *J Feline Med Surg.* 2019;21(1):25-34. doi:10.1177/1098612X18808103; **4.** Hellyer P, Rodan I, Brunt J, Downing R, Hagedorn JE, Robertson SA. AAHA/AAFP pain management guidelines for dogs and cats. *J Feline Med Surg.* 2007;9(6):466-480. doi:10.1016/j.jfms.2007.09.001; **5.** Zorbium Freedom of Information summary. NADA 141-547; **6.** Posner LP, Pavuk AA, Rokshar JL, Carter JE, Levine JF. Effects of opioids and anesthetic drugs on body temperature in cats. *Vet Anaesth Analg.* 2010;37(1):35-43. doi:10.1111/j.1467-2995.2009.00508.x

For use in cats only

Zorbium™

(buprenorphine transdermal solution)
20 mg/mL

For topical application in cats
Opioid analgesic

CAUTION: Federal law restricts this drug to use by or on the order of a licensed veterinarian.

HUMAN SAFETY WARNING

Abuse Potential

ZORBIUM contains buprenorphine, an opioid that exposes humans to risks of misuse, abuse, and addiction, which can lead to overdose and death. Use of buprenorphine may lead to physical dependence. The risk of abuse by humans should be considered when storing, administering, and disposing of **ZORBIUM**. Persons at increased risk for opioid abuse include those with a personal or family history of substance abuse (including drugs or alcohol) or mental illness (e.g. depression).

Life-Threatening Respiratory Depression

Serious, life-threatening, or fatal respiratory depression may occur with accidental exposure to or with misuse or abuse of **ZORBIUM**. Monitor for respiratory depression if human exposure to buprenorphine occurs. Misuse or abuse of buprenorphine by swallowing, snorting, or injecting poses a significant risk of overdose and death.

Accidental Exposure

Because of the potential for adverse reactions associated with accidental exposure, **ZORBIUM** should only be administered by veterinarians or veterinary technicians who are trained in the handling of potent opioids. Accidental exposure to even one tube of **ZORBIUM**, especially in children, can result in a fatal overdose of buprenorphine.

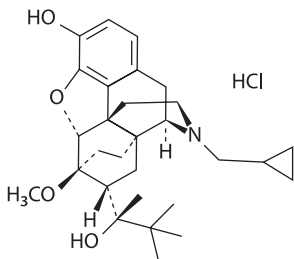
Risks From Concurrent Misuse or Abuse with Benzodiazepines or Other CNS Depressants
Concurrent misuse or abuse of opioids with benzodiazepines or other central nervous system (CNS) depressants, including alcohol, may result in profound sedation, respiratory depression, coma, and death.

See Human Safety Warnings for detailed information.

DESCRIPTION:

ZORBIUM is a volatile liquid transdermal solution intended for topical application that provides continuous, systemic delivery of the opioid analgesic, buprenorphine. Buprenorphine belongs to the opioid class of drugs and is a narcotic under the Controlled Substances Act due to its chemical derivation from thebaine. Once **ZORBIUM** is applied to the skin, rapid drying results in dermal absorption and sequestration of buprenorphine into the stratum corneum. Each mL of **ZORBIUM** contains 20 mg buprenorphine (administered as 21.56 mg of buprenorphine hydrochloride). The inactive ingredients are dehydrated alcohol, padimate O, butylated hydroxyanisole, and butylated hydroxytoluene.

Buprenorphine hydrochloride has an empirical formula of $C_{29}H_{41}NO_4 \cdot HCl$ and a molecular weight of 504.10. The chemical structure of buprenorphine HCl is:



INDICATION:

ZORBIUM is indicated for the control of postoperative pain associated with surgical procedures in cats.

DOSAGE AND ADMINISTRATION:

This product should only be administered by veterinary personnel.

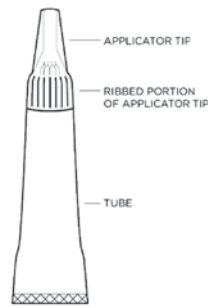
ZORBIUM is for administration only once for the surgical procedure. **ZORBIUM** should be applied 1 to 2 hours before surgery. A single application provides analgesia for 4 days. **ZORBIUM** should only be applied topically to the dorsal cervical area at the base of the skull. Do not apply if dorsal cervical skin is diseased or injured. The dosage of **ZORBIUM** is 1.2 – 3.1 mg/lb (2.7 – 6.7 mg/kg) administered topically as the entire tube contents according to the following dosing table:

Pounds of Body Weight	Kilograms of Body Weight	Dose of ZORBIUM
2.6 to 6.6	1.2 to 3	0.4 mL (8 mg) pink tube
>6.6 to 16.5	>3 to 7.5	1 mL (20 mg) green tube

Dose Application

Wear impermeable latex or nitrile gloves, protective glasses, and a laboratory coat to prevent direct solution contact with human skin, eyes, or mucosa when handling and applying the solution. Do not dispense **ZORBIUM** for administration at home by the pet owner (see HUMAN SAFETY WARNINGS).

Figure 1 - Diagram of tube components.



Rotate applicator tip to open.
Applicator tip is not removable.

Figure 2 – Proper grasp of the applicator tube: To prepare to open the tube for application, the tube must be held in an upright position to avoid spilling contents. Grasp the tube just beneath the ribbed portion of the tip.



Figure 3 – Opening the applicator tube: Keeping the tube upright, grasp the ribbed portion of the tip, and turn the applicator tip in either direction at least 180° to open the tube. **The applicator tip is designed to stay on the tube and should not be removed.** The tube is ready for application when a breaking of the seal is felt.

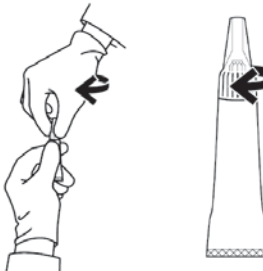



Figure 4 – Solution application: Fur should not be clipped. Do not apply to injured or diseased skin. Gently hold the cat both before and after application to prevent the cat from shaking or rubbing. Part the fur and apply the tip of the tube directly onto the skin at the base of the head. Squeeze the tube 2 – 3 times to empty the contents without moving the tube or the tip. Lift the tube directly away from the skin, avoiding contact of the tip with the cat's fur.



CONTRAINDICATIONS:

ZORBIUM is contraindicated in cats with known hypersensitivity to buprenorphine hydrochloride, any of the inactive ingredients of **ZORBIUM**, or known intolerance to opioids.

WARNINGS:

HUMAN SAFETY WARNINGS:

Not for use in humans. Keep this and all medications out of reach of children and pets.

Human User Safety While Handling ZORBIUM in the Hospital:

Protective Covering: Do not come into direct contact with **ZORBIUM**. Wear impermeable latex or nitrile gloves, protective glasses, and a laboratory coat when applying **ZORBIUM**.

Mucous Membrane or Eye Contact During Application:

Direct contact of **ZORBIUM** with the eyes, oral, or other mucous membranes could result in absorption of buprenorphine and the potential for adverse reactions. If accidental eye, oral, or other mucous membrane contact is made during application, flush the area with water and contact a physician immediately. If wearing contact lenses, flush the eye first and then remove the contact lens.

Skin Contact During Application:

Following application to the cat, allow a minimum drying time of 30 minutes before direct contact with the application site. If human skin is accidentally exposed to **ZORBIUM**, wash the exposed area immediately with soap and water and contact a physician. Accidental exposure could result in absorption of buprenorphine and the potential for adverse reactions.

Drug Abuse, Addiction, and Diversion of Opioids:

Controlled Substance:

ZORBIUM contains buprenorphine, a Schedule III controlled substance with an abuse potential similar to other Schedule III opioids.

Abuse:

ZORBIUM contains buprenorphine, an opioid substance, that can be abused and is subject to misuse, abuse, and addiction, which may lead to overdose and death. This risk is increased with concurrent use of alcohol and other central nervous system depressants, including other opioids and benzodiazepines.

ZORBIUM should be handled appropriately to minimize the risk of diversion, including restriction of access, the use of accounting procedures, and proper disposal methods, as appropriate to the clinical setting and as required by law.

Prescription drug abuse is the intentional, non-therapeutic use of a prescription drug, even once, for its rewarding psychological or physiological effects. Buprenorphine has been diverted for non-medical use into illicit channels of distribution. All people handling opioids require careful monitoring for signs of abuse.

Storage and Disposal:

ZORBIUM is a Schedule III opioid. Store in a locked cabinet according to federal and state controlled substance requirements/guidelines. Any unused or expired tubes must be destroyed by a reverse distributor; for further information, contact your local DEA field office or call Elanco US Inc. at 1-888-545-5973.

Information for Physician:

ZORBIUM transdermal solution contains a mu opioid partial agonist (20 mg buprenorphine/mL). In the case of an emergency, provide the physician with this package insert. Naloxone may not be effective in reversing respiratory depression produced by buprenorphine. The onset of naloxone effect may be delayed by 30 minutes or more. Doxapram hydrochloride has also been used as a respiratory stimulant.

ANIMAL SAFETY WARNINGS:

For topical use in cats only. This product should only be administered by veterinary personnel. Do not apply ZORBIUM if the application site at the dorsal cervical area has diseased or injured skin. Do not apply ZORBIUM to anatomic areas other than the dorsal cervical area because absorption characteristics may be different.

PRECAUTIONS:

Following anesthesia and opioid analgesia, body temperature should be monitored postoperatively for immediate hypothermia and subsequent hyperthermia. Hyperthermia can occur and persist after the hypothermic effects of anesthesia have resolved.

The safe use of ZORBIUM has not been evaluated in debilitated cats or cats with renal, hepatic, cardiac, or respiratory disease.

The safe use of ZORBIUM has not been evaluated in cats that are pregnant, lactating, or intended for breeding.

The safe use of ZORBIUM has not been evaluated in cats younger than four months old.

The safe use of ZORBIUM has not been evaluated in cats weighing less than 2.6 pounds or more than 16.5 pounds.

ADVERSE REACTIONS:

In a randomized, multi-centered, double-masked, field study, ZORBIUM™ (buprenorphine transdermal solution) (N=113) or vehicle control (N=109) was administered to cats prior to elective surgical reproductive sterilization (castration/ovariohysterectomy) in conjunction with forelimb onychectomy. Cats enrolled in the study were 4 months to 5 years of age and weighed 1.1 to 5.7 kg (2.5 to 12.5 lb). Clinical observations and physiological parameters were monitored prior to, during, and after surgery for 96 hours after sternal recumbency. Supplemental heat and fluids were allowed. There were no deaths during the study and no cats received an opioid reversal agent. Three ZORBIUM and 2 vehicle control cats were removed due to hyperthermia suspected to be treatment related. One ZORBIUM cat was removed due to fractious behavior 30 minutes following surgery. Adverse reactions were defined as any single excursion outside the normal range, as defined: 100.5 – 102.5 °F body temperature; 60 – 120 mmHg mean arterial pressure; 88 – 180 beats per minute for heart rate; 24 – 44 breaths per minute for respiratory rate. A summary of adverse reactions during anesthesia (from anesthetic induction through recovery defined as sternal recumbency) is provided in Table 1.

Table 1. Adverse Reactions During Anesthesia:

Adverse Reaction*	ZORBIUM (N=113)	Vehicle Control (N=109)
Hypothermia	37 (32.7%)	29 (26.6%)
Hypotension	31 (27.4%)	28 (25.7%)
Hypertension	27 (23.9%)	18 (16.5%)
Tachycardia	14 (12.4%)	14 (12.8%)
Sedation	12 (10.6%)	7 (6.4%)
Oxygen saturation ≤ 90%	6 (5.3%)	2 (1.8%)
Bradycardia	4 (3.5%)	2 (1.8%)
Hyperthermia	3 (2.7%)	4 (3.7%)

*Physiological adverse reactions were defined as any single excursion outside the normal range at any 10 minute interval during the entire duration of anesthesia.

After recovery, cats were observed in the hospital and underwent physiological assessments that included indirect mean arterial blood pressure, heart rate, respiratory rate, body temperature, lung auscultation, heart auscultation, and assessments of urination, defecation, and appetite. A summary of adverse reactions after anesthetic recovery (sternal recumbency) in all cats is reported in Table 2.

Table 2. Adverse Reactions After Anesthetic Recovery:

Adverse Reaction*	ZORBIUM (N=113)	Vehicle Control (N=109)
Hypothermia	107 (94.7%)	105 (96.3%)
Hyperthermia	84 (74.3%)	62 (56.9%)
Sedation	64 (56.6%)	48 (44.0%)
Tachypnea	56 (49.6%)	70 (64.2%)
Hypotension	50 (44.2%)	51 (46.8%)
Hypertension	42 (37.2%)	34 (31.2%)
Bradycardia	34 (30.1%)	45 (41.3%)
Tachycardia	32 (28.3%)	39 (35.8%)
Anorexia	25 (22.1%)	32 (29.4%)
Dysphoria	20 (17.7%)	29 (26.6%)
Diarrhea	11 (9.7%)	11 (10.1%)
Bradypnea	11 (9.7%)	7 (6.4%)
Leukocytosis	6 (5.3%)	4 (3.7%)
Hyperactivity	2 (1.8%)	9 (8.3%)

*Physiological adverse reactions were defined as any single excursion outside the normal range following anesthetic recovery (sternal recumbency) through 4 days postoperatively.

Hyperthermia was the only adverse event observed in more than 10% of cats in the ZORBIUM group after the day of surgery (24 – 96 hours). The percentage of cats in the ZORBIUM group with hyperthermia decreased over time from 66.4% on Day 0 to 28.3% on Day 1, and to 6.2% by Day 4. A summary of adverse reactions (from anesthetic recovery through 96 hours after recovery) in cats in the ZORBIUM group by study day is reported in Table 3.

Table 3. Adverse Reactions in ZORBIUM Cats (N=113) by Day:

Adverse Reaction*	Day 0	Day 1	Day 2	Day 3	Day 4
Hypothermia	106 (93.8%)	2 (1.8%)	2 (1.8%)	2 (1.8%)	2 (1.8%)
Hyperthermia	75 (66.4%)	32 (28.3%)	18 (15.9%)	14 (12.4%)	7 (6.2%)
Sedation	64 (56.6%)	0 (0.0%)	0 (0.0%)	0 (0.0%)	0 (0.0%)
Tachypnea	51 (45.1%)	5 (4.4%)	2 (1.8%)	3 (2.7%)	4 (3.5%)
Hypotension	42 (37.2%)	2 (1.8%)	1 (0.9%)	4 (3.5%)	2 (1.8%)
Hypertension	28 (24.8%)	2 (1.8%)	1 (0.9%)	1 (0.9%)	1 (0.9%)
Anorexia	25 (22.1%)	3 (2.7%)	1 (0.9%)	0 (0.0%)	0 (0.0%)
Bradycardia	24 (21.2%)	3 (2.7%)	2 (1.8%)	3 (2.7%)	5 (4.4%)
Tachycardia	24 (21.2%)	4 (3.5%)	0 (0.0%)	1 (0.9%)	1 (0.9%)
Dysphoria	20 (17.7%)	0 (0.0%)	0 (0.0%)	0 (0.0%)	0 (0.0%)
Bradypnea	8 (7.1%)	2 (1.8%)	0 (0.0%)	0 (0.0%)	1 (0.9%)
Hyperactivity	1 (0.9%)	0 (0.0%)	0 (0.0%)	0 (0.0%)	1 (0.9%)

*Physiological adverse reactions were defined as any single excursion outside the normal range following anesthetic recovery (sternal recumbency) through 96 hours postoperatively.

CONTACT INFORMATION:

To report suspected adverse events, for technical assistance, or to obtain a copy of the Safety Data Sheet (SDS), contact Elanco US Inc. at 1-888-545-5973.

For additional information about reporting adverse drug experience for animal drugs, contact FDA at 1-888-FDA-VETS or <http://www.fda.gov/reportanimalae>.

CLINICAL PHARMACOLOGY:

Mechanism of Action: Buprenorphine exerts its analgesic effect via high affinity binding to various subclasses of opiate receptors, particularly mu, in the central nervous system. Buprenorphine analgesic and adverse reactions are mediated by mu opioid receptor agonism. Due to its partial agonist activity, buprenorphine exhibits a ceiling effect to its actions and thus has a greater therapeutic index compared to full mu opioid receptor agonists such as morphine. Buprenorphine binds tightly to and disassociates slowly from the opioid receptor. Therefore, the pharmacological effects of buprenorphine are not directly related to plasma concentrations.

Pharmacokinetics: Following application of ZORBIUM, solvent evaporation coupled with the permeation enhancer action results in rapid absorption and sequestration of the buprenorphine into the skin. ZORBIUM provides analgesia within 1 – 2 hours following administration and continually releases buprenorphine from the skin into the systemic circulation over a period of days. The mean (range) time to reach peak concentration (t_{max}) was 7.33 (1 – 24) hours. Due to buprenorphine elimination being faster than absorption from the skin, ZORBIUM exhibits flip-flop pharmacokinetics where the absorption determines its terminal half-life (mean 64.9 hours [range 39.1 – 85.7 hours]). The estimated absolute bioavailability (F) of transdermal administration was in the order of 16% [90% confidence interval (CI) = 11.8% – 21.7%].

Buprenorphine is extensively metabolized by the liver in humans, the primary route being N-dealkylation to norbuprenorphine by cytochrome P450 enzymes. Both buprenorphine and norbuprenorphine form inactive glucuronide conjugates and are excreted by the bile into the gastrointestinal tract. The cat is devoid of uridine diphosphate glucuronosyltransferase enzymes (UGT1A6 and UGT1A9) responsible for conjugation and therefore conjugated metabolites may be absent. Norbuprenorphine is considered an active metabolite of buprenorphine, though it has one-fiftieth the analgesic activity of buprenorphine in rats. Buprenorphine extensively binds (95 – 98%) to plasma proteins.

EFFECTIVENESS:

The effectiveness of ZORBIUM was demonstrated in cats that underwent elective reproductive sterilization in conjunction with forelimb onychectomy surgery in a randomized, multi-centered, double-masked, vehicle-controlled, field study across 12 investigative sites. Enrolled cats were between 4 months to 5 years of age and weighed 2.5 to 12.5 pounds (1.1 – 5.7 kg).

Cats in the ZORBIUM group received a single dose of 8 mg or 20 mg of buprenorphine according to body weight (see DOSAGE AND ADMINISTRATION). Cats in the vehicle control group received a

transdermal solution of 50 mg/mL padimate O in ethanol. The dose was administered topically onto the dorsal cervical skin 1 – 2 hours prior to anesthetic induction for surgery. For intraoperative analgesia, all cats in the study received a single intramuscular injection of an alpha₂-agonist 30 minutes prior to anesthetic induction, and a 4-point metacarpal ring block with lidocaine after induction. The adequacy of pain control was scored through 96 hours after surgery. If pain control was considered inadequate at any time following treatment, rescue analgesia was provided immediately. Treatment success was defined as a cat that did not require rescue analgesia, need opioid reversal, or experience an adverse event suspected to be related to treatment through the entire 96-hour post-recovery period. A cat was considered a treatment failure if it had inadequate pain control, required opioid reversal, or experienced an adverse event suspected to be related to treatment.

A total of 19 ZORBIUM and 63 vehicle control cats were removed from the study due to inadequate pain control. Most of these failures occurred on the day of surgery in both groups; however, there were 4 ZORBIUM group cats and 5 vehicle control cats removed due to inadequate pain control between 1 and 3 days after surgery.

Effectiveness was evaluated in 219 cats (112 in the ZORBIUM group and 107 cats in the vehicle control group), and field safety was evaluated in 222 cats (113 cats in the ZORBIUM group and 109 cats in the vehicle control group). Of the 112 cats in the ZORBIUM group, 89 were treatment successes; of the 107 vehicle control cats, 42 were treatment successes. Comparison of the ZORBIUM group and the vehicle control group demonstrated a statistically significant difference in the treatment success rates ($p = 0.0003$).

Hypothermia was common in both groups during surgery. The overall mean postoperative body temperature was higher in the ZORBIUM group than in the vehicle control group. Mean postoperative body temperatures in the ZORBIUM group were above the normal range at 4 and 8 hours postoperatively (mean±SD of 102.7°±1.2 °F and 102.6°±1.0 °F, respectively [normal range: 100.5 – 102.5 °F]). Mean indirect arterial blood pressure (MAP) was similar between the 2 treatment groups over time. Urination, defecation, appetite, and daily body weights after surgery were not affected by ZORBIUM administration. Fifteen cats in the ZORBIUM group had an increased fibrinogen at discharge, compared to 2 cats in the vehicle control group.

Fluid administration (intravenous and subcutaneous) and supplemental heat support after surgery were the most common concurrent treatments and were used similarly in both groups.

TARGET ANIMAL SAFETY:

Twelve Day Target Animal Safety Study: In a 12-day laboratory study, ZORBIUM was administered to 32 healthy four-month-old domestic cats (8 cats per group) at 0 mg/kg (vehicle control), 6.7 mg/kg (1X), 13.3 mg/kg (2X), and 20 mg/kg (3X) as a topical application to the dorsal cervical area every 4 days for a total of 3 doses. Dose-independent euphoria, mild dysphoria, and mydriasis were observed after ZORBIUM administration. Maximum scores (for euphoria, dysphoria, and mydriasis) in the ZORBIUM groups reached 3 (mildly dysphoric) between 1 – 2 hours after the first dose. On the other 2 dosing days (Days 4 and 8), maximum scores were 2 (euphoric). Euphoria in some cats persisted from 36 to 72 hours.

On dosing day 1, mydriasis was observed in approximately half the cats administered ZORBIUM by 24 hours after dosing (peaked in all ZORBIUM groups at 8 hours) and was not observed between 48 – 93 hours. After the day 8 dose (third dose), it was rarely observed (1 cat in 1X group; 2 cats in 3X at 48 hours; 1 cat in 2X at 72 hours).

Cats administered ZORBIUM had higher body temperatures compared to the vehicle control group throughout the study. Following the initial dose, the mean temperatures in cats administered ZORBIUM increased above normal and were up to 1.8 °F greater than the vehicle control group. Increased body temperature primarily occurred during the first 8 hours after the initial dose and was observed in the majority of cats administered ZORBIUM. Elevated temperatures ranged from 102.6 °F to 104.5 °F. The highest temperatures occurred at 2 hours after the first dose, gradually decreasing by 24 hours. By 3 days after dose administration, body temperatures in cats administered ZORBIUM had returned to levels observed in the vehicle control group. After the second and third doses (days 4 and 8), mean temperatures in all ZORBIUM groups were again higher than in the vehicle control group, but not higher than the normal reference range.

Constipation was recorded for 20 cats (1 vehicle control; 3 in 1X; 4 in 2X; 6 in 3X groups) after the first dose. The constipation was mild and transient. Three cats (2 in the 1X group and 1 in the 3X group) were administered a laxative. ZORBIUM had no clinically significant effects on heart rate or respiratory rate. There were no clinically relevant changes to serum chemistry, hematology, or urinalysis outcomes. Histopathology evaluations revealed mild inflammation of skin at the application site.

Seven Day Target Animal Safety Study: In a 7-day laboratory study, ZORBIUM was administered once topically to the dorsal cervical area of 24 healthy adult domestic cats (6 cats/group) at 0 mg/kg (0X; vehicle control), 3.3 (0.5X), 10 (1.5X), or 30 mg/kg (4.5X the maximal dose of 6.7 mg/kg). Cats were observed for 7 days after the single dose. Clinical results were similar to the 12-day margin of safety study, even at the higher dose of 30 mg/kg, except for transient increases in heart rate in the ZORBIUM groups compared to the vehicle control group. Mean heart rates in ZORBIUM groups were higher than in the vehicle control group from 2 hours through approximately 48 hours after dose administration. Tachycardia (>240 beats per minute) occurred in two cats in the 0.5X group and two cats in the 4.5X group for at least one timepoint after dose administration. The highest heart rate was 260 (in the 0.5X group) and no dose relationship was evident. Dose-independent euphoria, mild dysphoria, and mydriasis were noted in the ZORBIUM groups. Mild constipation and/or abdominal distension were observed with ZORBIUM administration. Transient increases in plasma chloride and sodium concentrations in the ZORBIUM groups compared to vehicle control group indicated mild dehydration.

Cardiovascular Safety Study: In a 12-day cardiovascular laboratory safety study, ZORBIUM was administered to 8 healthy adult cats (4 cats per group) at 0 mg/kg (vehicle control) and 6.7 mg/kg (1X) as a topical application to the dorsal cervical region every 4 days for a total of 3 doses. Continuous, direct physiological monitoring (telemetry) was conducted from 2 hours prior to the first dose through 4 days following the third (final) dose. Body temperature increases averaged <0.4 °F in ZORBIUM group cats over vehicle control cats. In the vehicle control group, 102.6 °F was the maximum temperature, observed at 93 hours after the first dose. In the ZORBIUM group, 103.4 °F was the maximum temperature, observed at 20 hours after the first dose. Heart rate (HR) increased an average of 15.2 beats/minute in the ZORBIUM group cats compared to vehicle control cats. The maximum heart rate in the ZORBIUM group reached 231 beats/minute. In the vehicle control group, the maximum heart rate was 219 beats/minute. Blood pressure (arterial

systolic, diastolic, and mean) in the ZORBIUM group cats was not significantly different from the vehicle control cats. There were no clinically significant effects of ZORBIUM on qualitative electrocardiogram results.

STORAGE INFORMATION:

Store at or below 25 °C (77 °F). Excursions permitted to 30 °C (86 °F).

HOW SUPPLIED:

ZORBIUM is available in applicator tubes that deliver a dose volume of 0.4 mL or 1 mL (20 mg/mL buprenorphine) in multi-packs of 10 tubes.

Approved by FDA under NADA # 141-547

Manufactured for:

Elanco US Inc.

Greenfield, IN 46140 USA

ZORBIUM, Elanco and the diagonal bar logo are trademarks of Elanco or its affiliates.

© 2021 Elanco or its affiliates

Rev. Date 02/2022